



'THIS' is all you need

for small typed surveillance transmission system

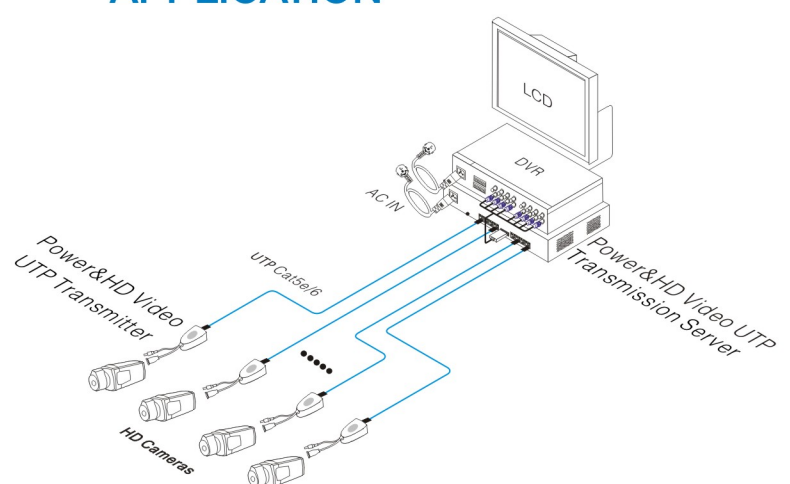
UTP108PV-HD



KEY FEATURES


- HD Video+Power **One Cable Links All**
- 4 in 1 Transmission **Superior Compatibility**
- Superior Performance
- Professional Power Module
- Support DB15-BNC Cable

APPLICATION

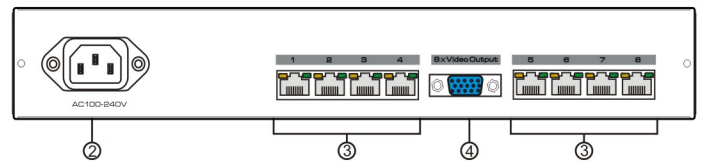


BOARD DIAGRAM

Front Board



Back Board



NO.	Component	Description
①	Power LED	Indicate if power supply is normal
②	Power Supply Input	100V-240V/50-60Hz power input connector
③	R J45	The green LED light on indicates working status The yellow LED light on indicates over-current protection
④	DB15	Video Output

SPECIFICATIONS

Item	Parameter	
Function	Channel	8 Channels
	Transmission Distance	Please refer to table a 1 and 2
	Power Consumption	Total<100W(each port< 12W)
Video Properties	Video Connector	1*DB15
	UTP Cable Connector	8*RJ45
	Compatibility	PAL,NTSC,SECAM HDCVI/AHD/HDTVI
	Signal Transmission Band	0- 70 MHZ
	Interference Rejection	>60dB
Protection	Surge Protection	2KV(different mode) 4KV(common mode) Per:IEC61000-4-5
	ESD	Contact Discharge:6000V Air Discharge:8000V IEC61000-4-2
Physical Properties	Size(LxWxH)	310mmx232mmx45mm
	Outer Shell Material	Iron Metal and plastic
	Color	Black
	N.W.	1.41kg
Environmental	Operating Temperature	-10°C ~ 50°C
	Storage Temperature	-40°C ~ 85°C
	Relative Humidity	0%-95% (non-condensing)

Products are subject to change without prior notice

Table 1:

The relationship between power and distance				
	0.3A	0.5A	0.8A	1A
12V	150m	80m	55m	45m
9V	300m	160m	100m	80m

Picture 1:



Table 2:

The relationship between signal source and distance					
HDCVI (720P)	HDCVI (1080P)	HDTVI (720P/1080P)	AHD-L/M (720P/960P)	AHD-H (1080P)	Analog Video
200m	100m	150m	300m	150m	300m

Instruction:

The test data in table 1 is required under lab environment , in actual case, there maybe some differences due to different cable and environment.